


Wood Pavilions



UNIVERSAL
TIMBER
STRUCTURES

Gable Roof Pavilions



Pitch & Taper Framing

Standard Features

- Wood PTC Beams
- Tube Steel Columns
- Prime-painted Steel Connections
- 4:12 Pitch
- 2x6 T&G Wood Roof Deck
- 2x8 Pressure Treated Fascia
- Concrete Slab & Footer Design

Optional Features

- Wood Columns
- Stain
- Finish Roofing
- Galvanized or Powder Coated Connection Plates

Size

Multiple Sizes Available



Truss Framing

Standard Features

- Wood Trusses
- Tube Steel Columns
- Prime-painted Steel Connections
- Wood Perimeter Beams
- 2x6 T&G Wood Roof Deck
- 2x8 Pressure Treated Fascia
- Concrete Slab & Footer Design

Optional Features

- Wood Columns
- Stain
- Finish Roofing
- Galvanized or Powder Coated Connection Plates

Size

Multiple Sizes Available



Arch Framing

Standard Features

- Wood Arches
- Prime Painted Connections
- 6:12 Pitch
- 1x6 T&G Wood Roof Deck
- Concrete Slab & Footer Design

Optional Features

- Stain
- Finish Roofing
- Galvanized or Powder Coated Connection Plates

Size

Multiple Sizes Available

Hip Roof Pavilions



Rafter Framing

Standard Features

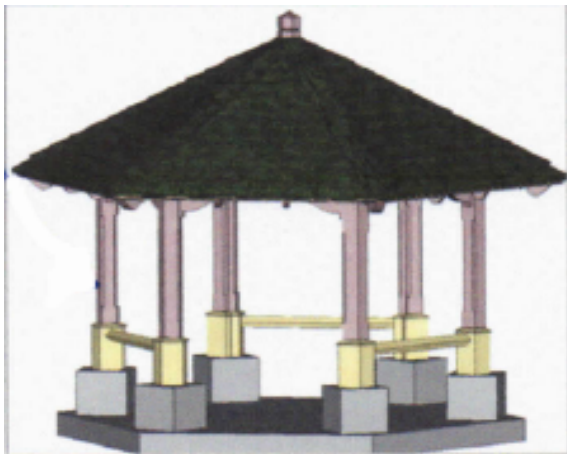
- Wood Rafters
- Tube Steel Columns
- Prime-painted Steel Connection plates
- 6:12 Roof Pitch
- Wood Perimeter Beams
- 2x6 T&G Wood Roof Deck
- 2x8 Pressure Treated Fascia
- Concrete Slab & Footer Design

Optional Features

- Wood Columns
- Stain
- Finish Roofing
- Galvanized or Powder Coated Connection Plates

Size

Multiple Sizes Available



Truss Framing

Standard Features

- Wood Trusses
- Steel Columns
- Prime-painted Steel Connection plates
- 6:12 Roof Pitch
- Wood Perimeter Beams
- 2x6 T&G Wood Roof Deck
- 2x8 Pressure Treated Fascia
- Concrete Slab & Footer Design

Optional Features

- Wood Columns
- Stain
- Finish Roofing
- Galvanized or Powder Coated Connection Plates

Size

Multiple Sizes Available



Pitch & Taper Framing

Standard Features

- Wood Rafters
- Tube Steel Columns
- Prime-painted Steel Connection plates
- 6:12 Pitch
- Wood Perimeter Beams
- 2x6 T&G Wood Roof Deck
- 2x8 Pressure Treated Fascia
- Concrete Slab & Footer Design

Optional Features

- Wood Columns
- Stain
- Finish Roofing
- Galvanized or Powder Coated Connection Plates

Size

Multiple Sizes Available

Hexagon Roof Pavilions



Rafter Framing

Standard Features

- Wood Rafters
- Tube Steel Columns
- Prime-painted Steel Connection plates
- 6:12 Roof Pitch
- Wood Perimeter Beams
- 2x6 T&G Wood Roof Deck
- 2x8 Pressure Treated Fascia
- Concrete Slab & Footer Design

Optional Features

- Wood Columns
- Stain
- Finish Roofing
- Galvanized or Powder Coated Connection Plates

Size

Multiple Sizes Available



Arch Framing

Standard Features

- Wood Rafters
- Wood Purlins
- Stainless Steel Connection plates
- Prime Painted Connections
- 6:12 Pitch
- 2x6 T&G Wood Roof Deck
- 2x6 Pressure Treated Fascia
- Concrete Slab & Footer Design

Optional Features

- Stain
- Finish Roofing
- Galvanized or Powder Coated Connection Plates

Size

Multiple Sizes Available



Curved Framing

Standard Features

- Wood Perimeter Beams
- Tube Steel Columns
- Prime-painted Steel Connection plates
- Wood Rafters
- 2x6 T&G Wood Roof Deck
- 2x8 Pressure Treated Fascia
- Concrete Slab & Footer Design

Optional Features

- Stain
- Wood Columns
- Finish Roofing
- Galvanized or Powder Coated Connection Plates

Size

Multiple Sizes Available

Octagon Roof Pavilions



Rafter Framing

Standard Features

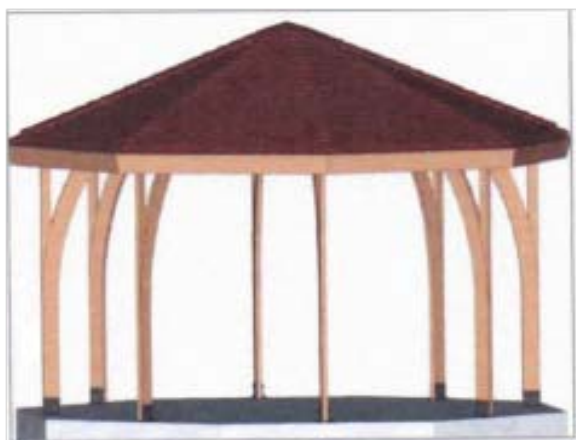
- Wood Rafters
- Tube Steel Columns
- Prime-painted Connections
- 6:12 Roof Pitch
- Wood Perimeter Beams
- 2x6 T&G Wood Roof Deck
- 2x8 Pressure Treated Fascia
- Concrete Slab & Footer Design

Optional Features

- Wood Columns
- Stain
- Finish Roofing
- Galvanized or Powder Coated Connection Plates

Size

Multiple Sizes Available



Arch Framing

Standard Features

- Wood Purlins
- Wood Arches
- Prime-painted Connections
- 6:12 Pitch
- 2x6 T&G Wood Roof Deck
- 2x8 Pressure Treated Fascia
- Concrete Slab & Footer Design

Optional Features

- Wood Columns
- Stain
- Finish Roofing
- Galvanized or Powder Coated Connection Plates

Size

Multiple Sizes Available



Curved Framing

Standard Features

- Wood Rafters
- Tube Steel Columns
- Prime-painted Steel Connection plates
- Wood Perimeter Beams
- 2x6 T&G Wood Roof Deck
- 2x6 Pressure Treated Fascia
- Concrete Slab & Footer Design

Optional Features

- Stain
- Wood Columns
- Finish Roofing
- Galvanized or Powder Coated Connection Plates

Size

Multiple Sizes Available

Custom Pavilions



Shown are examples of custom pavilions design/built in partnership with our customer and/or his architect. UTS will provide all of the expertise to create a one of a kind pavilion to your specifications including pavilion size, shape, and materials.

Depending on the size and shape of the structure, custom pavilions can be made using solid timbers of Douglas Fir, Cypress, or Western Red Cedar in addition to glued laminated Southern Yellow Pine or Douglas Fir. We will walk you through the entire process from conceptual design to budgeting to installation. Let us share our expertise with you to create a truly unique pavilion structure.



Specifications



Wood Framing Members

All members are kiln-dried Southern Yellow Pine graded to meet the requirements of Standard specifications or Structural Glued Laminated Timber AITC 117. All members are architectural grade.

Columns

Standard steel columns are prime-painted. Optional wood columns are pressure treated in accordance with American Wood Preservers Association Standards.

Fascia

All fascia material is 2x6 Southern Yellow Pine, #1 SPIB grade pressure treated in accordance with American Wood Preservers Association Standards.

Hardware

All steel hardware for beam and column connections plus nails for installation of roof decking material are included. Standard steel connections are prime-painted with rust inhibitor paint. Optional hot dipped galvanizing or powder coating of connection hardware is available.

Finish

Staining of all members and roof decking is available with an oil base semi-transparent stain.

Engineering Design

The structural systems are designed to sustain actual dead load in conjunction with 30PSF live load or 20PSF wind load, whichever combination is critical. However, temporary bracing may be required per conditions during installation. UTS includes concrete slab and footer designs.

Storage & Erection

The purchaser is responsible for protection of the materials after arrival at destination. If stored temporarily, members should be placed on blocks well off the ground and separated with wood strips so that air can circulate around each member. Cover top and bottom moisture resistant paper. Use non-marring slings when handling.

Manufacturing

Glued laminated wood components conform to the manufacturing requirements of the American Institute of Timber Construction Standards and Standard Specifications for Glued Laminated Timber AITC 117. UTS is a proud member of AITC.

Drawings

UTS will furnish complete shop drawings for purchaser's approval. Installation instructions are available upon request.





Universal Timber Structures has been the choice of Architects, Engineers, and General Contractors for commercial and residential heavy timber projects for over forty years. We are heavy timber and glued laminated design, engineering, fabrication, and installation experts.

This brochure contains our standard glued laminated pavilion structures as well as a glimpse at the possibilities for your own unique custom pavilion.

We invite you to contact us today to discuss your pavilion needs with one of our customer service professionals.

UNIVERSAL TIMBER STRUCTURES

Western State

6553 Old Salem Rd NE

Albany, OR 97321

Tel: (541) 248-2139

Fax: (541) 926-4681

Eastern State

623 W Bridgers Av

Auburndale, FL 33823

Tel: (863) 965-0213

Fax: (863) 967-1082

Universal Timber Structures
P.O.Box 157
Auburndale, FL 33823
www.utsdesign.com